SECTIUNE A–A / SECTION A–A
Sc. 1:100

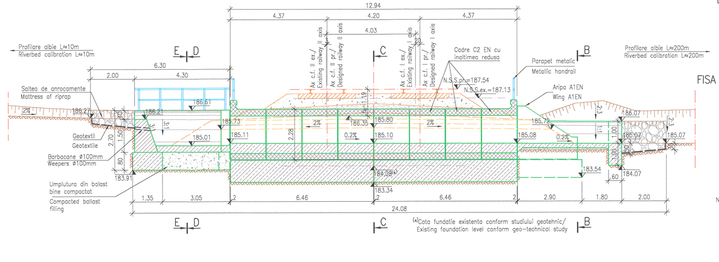

CONVOI DE CALCUL LM71
CALCULATION CONVOY LM71

FISA FORAJ / BOREHOLE
Sc. 1:100



SECTIUNE B–B / SECTION B–B
Sc. 1:100

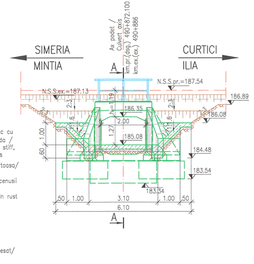

SECTIUNE C–C / SECTION C–C
Sc. 1:100

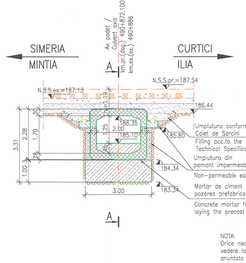

NOTA:
Orice neconcordanta intre elementele avute in vedere la elaborarea proiectului si teren va fi anunturata proiectantului pentru adaptare la situatia existenta.
NOTE:
Any incongruity between the elements considered when preparing the design and the site will be announced to the designer for adaptation to the existent situation.

SECTIUNE D–D / SECTION D–D
Sc. 1:100

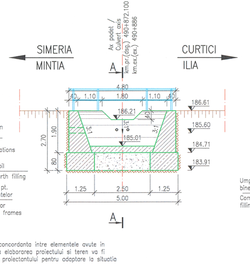

SECTIUNE E–E / SECTION E–E
Sc. 1:100

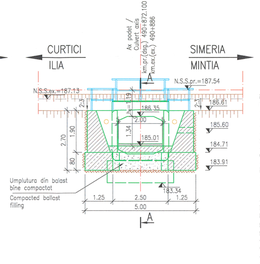

OBSERVATIE: Pe toate suprafetele din beton in contact cu pamantul se vor aplica 2 straturi de emulsie din bitum filerizat.
ATTENTION: All concrete surfaces in contact with soil will be coated with 2 bituminous layers.

VEDERE PLANA / PLANE VIEW
Sc. 1:100

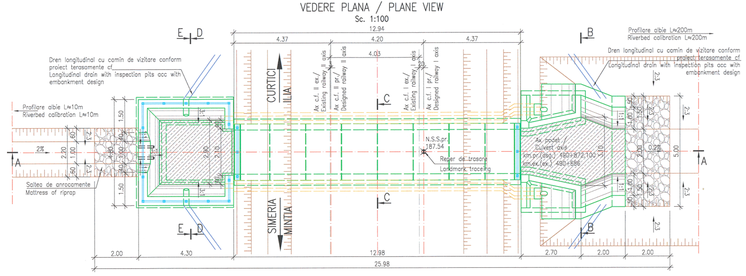

PLAN FUNDATII / FOUNDATION PLAN
Sc. 1:100

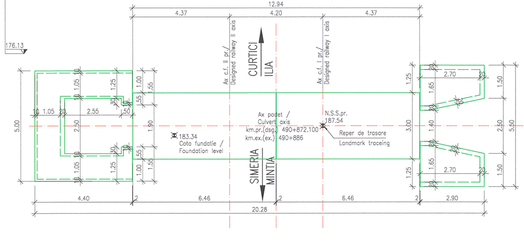

PLANURI GENERALE/GENERAL DRAWINGS

ACOPERIRE ROSTURI ELEMENTE PREFABRICATE JOINTS COVERING PRECAST ELEMENTS	P	T	0	3	0	2	0	P	O	0	0 1
HIDROIZOLATIE SI SISTEM DE DRENARE PODETE WATERPROFFING AND DRAINAGE SYSTEM CULVERTS	P	T	0	3	0	2	0	P	O	0	0 2
PARAPET METALIC PODETE METALLIC HANDRAIL CULVERTS	P	T	0	3	0	2	0	P	O	0	0 3
PLAN CORFA I ARIPA TIP A1EN SHUTTERING PLAN WING A1EN TYPE	P	T	0	3	0	2	0	P	O	0	1 3
PLAN CORFA I ARIPA TIP A2EN SHUTTERING PLAN WING A2EN TYPE	P	T	0	3	0	2	0	P	O	0	1 4
SCARA DE ACCES SI BALUSTRADA METALICA ACCESS STAIRS AND METALLIC BALUSTRADE	P	T	0	3	0	2	0	P	O	0	2 2
FUNDATIE PREFABRICATA PENTRU PODURI PROVIZORII SI DETALI DE REZEMARE PODURI PROVIZORII PREFABRICATED FOUNDATION FOR TEMPORARY BRIDGES AND PROPPING-UP DETAILS FOR TEMPORARY BRIDGES	P	T	0	3	0	2	0	P	O	0	2 3

LEGENDA BETOANELOR/CONCRETE LEGEND
conform NE 012–1:2007/SR EN 206–1

- BETON C35/45 – Clasa de expunere XC4+XD1+XF3, agregate Dmax 22.
  ELEMENTE PREFABRICATE/PREFABRICATED ELEMENTS
- BETON C25/30 – Clasa de expunere XC2+XT1+XA1, agregate Dmax 22.
  FUNDATII DIRECTE/DIRECT FOUNDATIONS
- BETON C25/30 – Clasa de expunere XC4+XF1+XM1, agregate Dmax 16.
  SAPA DE PROTECTIE A HIDROIZOLATIEI/ WATERPROOF PROTECTION
- BETON C25/30 – Clasa de expunere XC4+XF3+XA1, agregate Dmax 22.
  PERETI SI SCARI DE ACCES/ PITCHING, ACCES AND STAIRS
- BETON C25/30 – Clasa de expunere XC4+XF3, agregate Dmax 22.
  ELEVATII/ELEVATIONS
- BETON C16/20 – Clasa de expunere XD1+XF3, agregate Dmax 16.
  DREN, BETON DE PANTA
  DRAINAGE, SLOPE, LEAN CONCRETE

NOTE:
1. This plan has been drawn up on the basis of the following data:
– topo layout;
– the hydraulic study;
– the geotechnical study;
– acquisition of data to area.
2. In order to execute the culvert, the next works will be carried on:
– Replacement of the existing bridge on the same location with a new culvert type C2EN–reduced;
– Connection of the new culvert to the embankments with precast wings type A1EN in downstream and collecting chamber in upstream;
– Parapet made of metallic pipe on the tympans;
– Protection of the riverbed in the area of the culvert by help of concrete pitching;
– Connection of the new culvert with the embankment by help of precast wings type A1EN downstream and collecting chamber upstream;
– Coating all visible concrete surfaces.
3. There will be strictly respected the provisions from SREN 206–1, 3. There will be strictly respected the provisions from SREN 206–1, NE012"Practice code for plain concrete, reinforced concrete and prestressed concrete works execution" , NE013–2002 "Practice code for plain concrete, reinforced concrete and prestressed concrete prefabricated elements execution" from C149–87"Technical instructions regarding the fixing procedures for concrete and reinforced concrete elements" , from Ind. C56–85"Normative for quality checking and works reception for afferent construction" and Technical Specifications of this project.
4. Complying with H.G. 766/1997 this structure belongs to category "B" of importance.
5. The project will be verified at A.4, B.2 and D.2 requirements.

NOTE:
1. Prezentul plan s–a întocmit în baza următoarelor date:
– ridicarea topografică;
– studiu hidraulic;
– studiu geotehnic;
– date culese pe teren.
2. Pentru construcţia podeţului se vor executa următoarele lucrări:
– Înlocuirea podului existent, în aceleaşi amplasament, cu un podeţ nou tip C2EN–redus;
– Racordarea podeţului nou cu terasamentul cu aripi prefabricate tip A1EN în oval şi camera de colectare în amonte;
– Parapet din teava metalica pe timpane;
– Protecţia albiei în zona podeţului cu perea din beton;
– Impermeabilizarea suprafeţelor din beton vizibile
3. La execuţie se vor respecta cu strictele prevederile din SREN 206–1, indicativ NE 012 "Codul de practica pentru executarea lucrarilor din beton, beton armat si beton precomprimat", NE 013–2002"Codul de practica pentru executia elementelor prefabricate din beton, beton armat si beton precomprimat", din "Instructiunile tehnice privind procedeele de remediere a defectelor pentru elementele de beton si beton armat" indicativ C149–87, din "Normativul pentru verificarea calitatii si recepţia lucrarilor de construcţii aferente" indicativ C56–85 si a Caietului de Sarcini.
4. Conform H.G. 766/1997 lucrarea se încadreaza în categoria "B" a construcţiilor de importanţa deosebita.
5. Proiectul va fi verificat de verificatori atestaţi M,PAT la exigenţele A.4, B.2 si D.2.

RĂCĂNEL I. IONUT-RADU
Nr. 07230
VERIFICATOR PROIECTE

Prezentul plan anuleaza si inlocuieste versiunea anterioara
This plan cancels and replaces previous version

Verificator / Expert Checker / Expert	Cerinta Requirement	Semnatura Signature	Referat / Expertiza Report / Expertise

European Investment Bank

MINISTERUL TRANSPORTURILOR

BENEFICIAR / BENEFICIARY :
CFR
COMPANIA NAŢIONALĂ DE CĂI FERATE "CFR" SA

			Data Date	Semnatura Signature
PROIECTANT / DESIGNER: PÖYRY				
Aprobat Approved	Sef de echipa Team leader	C. Teodorescu	01.2013	
Verificat Checked	Expert Cheie Key Expert	R. Tudoraşcu	01.2013	
Subcontractant / Subcontractor VIOTOP				
Aprobat Approved	Adjunct Sef de echipa Deputy Team leader	A.M. Baicu	01.2013	
Proiectat Designed	Inginer Engineer	I. Păunescu	01.2013	

"Reabilitarea liniei c.f. Frontier à - Curtici - Simeria , parte componentă a Coridorului IV Pan - European pentru circula ţia trenurilor cu viteză maximă de 160 km/h"
Transonul 3: Gurasada - Simeria

"Rehabilitation of the Railway Line Border - Curtici - Simeria , component Part of the IV Pan - European Corridor for the Trains Circulation with maximum speed of 160 km/h"
Section 3: Gurasada - Simeria

Project 9i 35311.1

Faza / Phase: PTH+CS / TD+TS

Denumire desen / Drawing name:
DISPOZITIE GENERALA / GENERAL LAYOUT
PODET / CULVERT
KM.PR.(DSG.) 490+872.10 / KM.EX.(EX.) 490+886.00

Scara / Scale	Revizia / Revision	Cod desen / Drawing Code	Nr / No
1:100	1 / 04.2013	PT.03.02.23.PO.04.03	03